



NPG12-65Ah

Valve-regulated lead-acid battery



DEEP CYCLE GEL SERIES

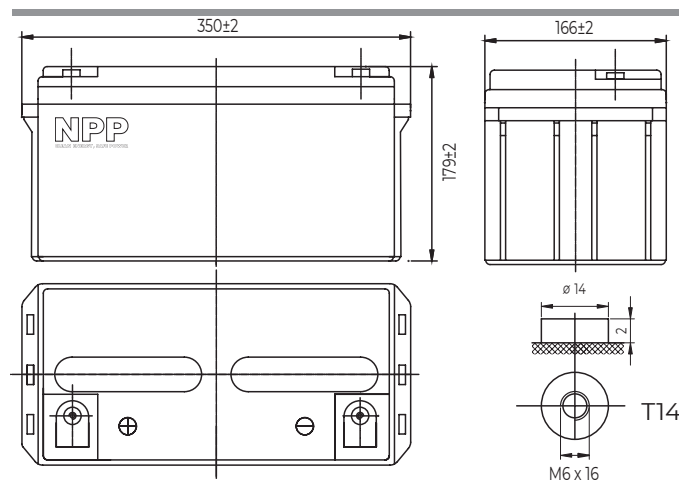
Characteristics

Nominal voltage	12V (6 cell per unit)	
Nominal capacity at 10 hours rate/10.8V (25°C)	65Ah	
Capacity (25°C)	20 Hours rate/10.8V	69Ah
	5 Hours rate/10.8V	53.5Ah
Terminal type	T14	
Torque	5.1±0.6N.m	
Approx. internal resistance (25°C)	7.0 mΩ	
Dimensions	Length	350±2mm (13.78inch)
	Width	166±2mm (6.54inch)
	Height	179±2mm (7.05inch)
	Total height	179±2mm (7.05inch)
Design Life (stand-by)	JIS at 25°C	12 years
	Eurobat at 20°C	10/12 years
Weight	21.00kg (46.30lbs)±3%	
Nominal operating temperature	25±3°C (77°F±5)	
Operating temperature range	Discharge	-15°C~50°C (5°F~122°F)
	Charge	-10°C~50°C (14°F~122°F)
	Storage	-20°C~50°C (-4°F~122°F)
Float charging voltage at 25°C	13.5V~13.8V	
Cyclic charging voltage at 25°C	14.5V~14.7V	
Temperature compensation	Float charge	-18 mV/°C/Block
	Cycle charge	-30 mV/°C/Block
Max. charging current (A)	13A	
Max. discharge current for 5 seconds	650A	
Self discharge rate (25°C)	≤3%/month	
Battery container ABS UL94-HB	V-0 optional	

Overview

NPP Power AGM GEL Series are manufactured following the highest demands in the deep cycle and renewable energy applications. The batteries use colloidal or foamed silica gel to immobilize the electrolyte, which further enhances the cycling stability. Available in top and front terminal types.

Dimensions & Terminal Type (mm)



Certification & Compliances



Compliant to: EUROBAT, RoHS, WEEE's and Reach.
Manufactured according to IEC 60896-21 / 22

Construction

Component	Positive Plate	Negative plate	Container	Separator	Electrolyte	Safety valve	Terminal
Raw material	Lead dioxide	Lead	ABS (V-0 opt.)	AGM	Sulfuric Acid Gel	Rubber	Copper

Constant current discharge characteristics at 25°C

(Ampere/battery)

F.V/Time	10min	15min	30min	60min	2h	3h	4h	5h	8h	10h	20h
9.60V	127	104	63.1	39.0	23.8	16.9	13.3	11.3	7.96	6.62	3.51
9.90V	123	102	61.8	38.4	23.6	16.8	13.2	11.2	7.91	6.60	3.50
10.2V	118	97.8	59.9	37.4	23.4	16.7	13.1	11.1	7.85	6.58	3.49
10.5V	113	94.4	58.4	36.3	23.0	16.6	13.0	11.1	7.80	6.55	3.47
10.8V	106	89.4	56.3	35.1	22.5	16.2	12.6	10.7	7.57	6.50	3.45

Constant power discharge characteristics at 25°C

(Watts/battery)

F.V/Time	10min	15min	30min	60min	2h	3h	4h	5h	8h	10h	20h
9.60V	1369	1142	707	445	275	199	156	133	94.5	79.0	42.1
9.90V	1328	1115	693	438	273	198	155	132	94.0	78.9	42.0
10.2V	1273	1073	672	427	271	196	154	132	93.3	78.6	41.9
10.5V	1218	1037	656	413	267	195	153	131	92.7	78.2	41.6
10.8V	1150	982	632	400	260	191	148	124	89.9	77.6	41.3

The above characteristics represent average values and can be obtained within three charge and discharge cycles. The batteries must be fully charged before testing. The data in this document is subject to change without notice and become contractual only after written confirmation. Please contact NPP Power for the latest available version.

NPP Power (Vietnam) Co.,Ltd

Lot A22.3, Road C4, Thanh Thanh Cong Industrial Zone,
An Hoa Village, Trang Bang District, Tay Ninh Province,
Vietnam

Guangzhou NPP Power Co, Ltd.

No.67 Lianglong Road, Huashan Town, Huadu District,
Guangzhou, China
Email: info@nppower.com.cn Tel. +86 20 37887 390

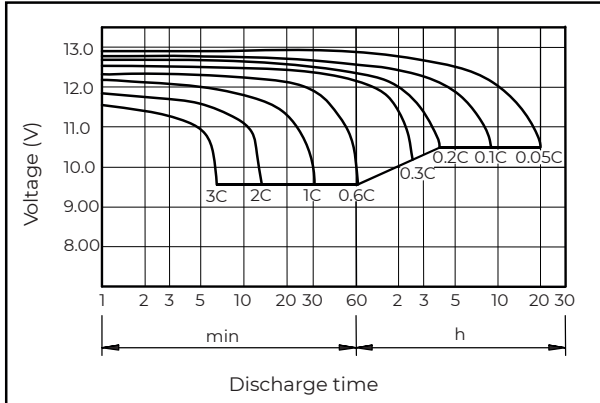
NPG12-65Ah

Valve-regulated lead-acid battery

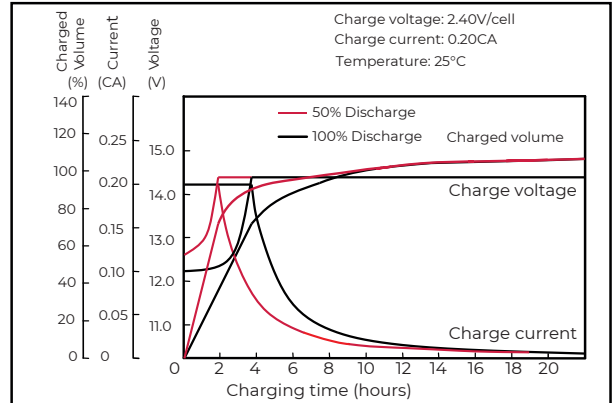
DEEP CYCLE GEL

SERIES

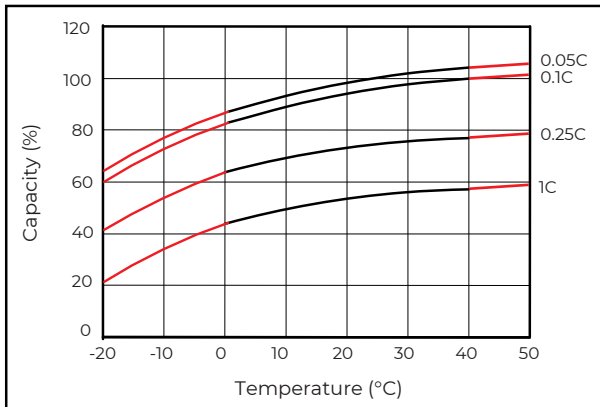
Discharge characteristics (25°C)



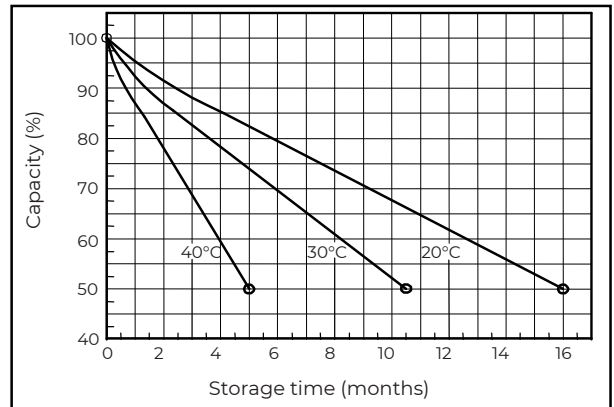
Charging characteristics (25°C)



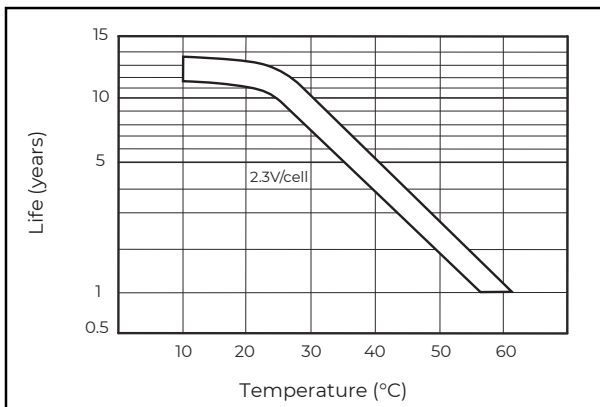
Temperature effects on capacity



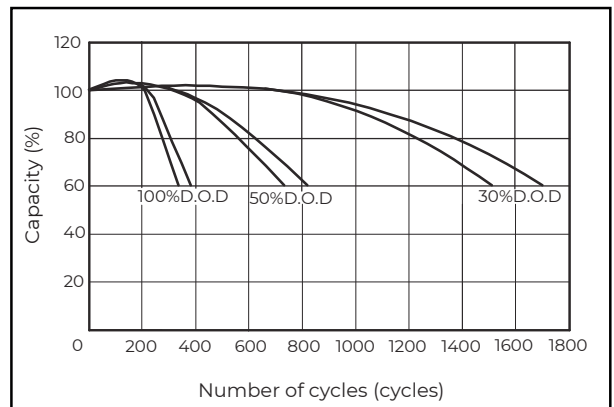
Self-discharge characteristics



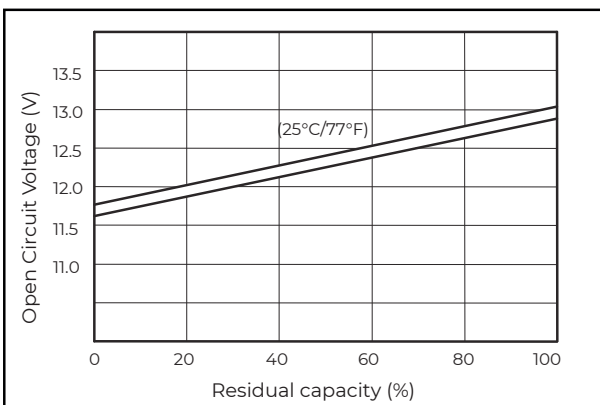
Floating life on temperature



Cycle life on D.O.D (25°C)



Relationship for OCV and capacity (25°C)



Charging voltage VS temperature

